
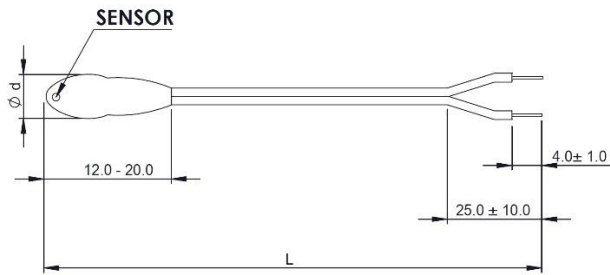


Description: NTC Thermistor assembled with 24AWG UL2651 Black cable and encapsulated with special epoxy for moisture protection.



PARAMETER	VALUE	UNIT
Resistance at 25°C	1-100	KΩ
Resistance Tolerance	±1 to ±5	%
Beta Value (25/85)°C	3274 to 4252	K
Beta Tolerance	1 TO 2	%
Insulation Resistance	100	MΩ
Isolation Strength	500	Vac
Response Time (Max)	6	Sec
Length	100-1000	mm
Storage Temperature	-40 to 85	°C
Operating temperature	-40 to +85	°C

FEATURES

- High Stability & reliability
- Rugged construction
- Flame Resistant and Retardant
- Fast response
- High measuring accuracy
- High adhesion strength between PVC wire and encapsulation coating
- Economical Pricing
- Complaint to RoHS Directive 2015/863/EU.

APPLICATIONS

- Temperature measurement, sensing and control in remote locations for various environmental conditions such as;
 - ✓ HVAC applications: to measure the temperature of the evaporator and the conditioned interior.
 - ✓ Medical devices such as medical refrigerator that measure air flow and air temperature.
 - ✓ Used in automotive applications to monitor and control air conditioning and seat warming for passenger cabins.
 - ✓ Monitor and control blade temperatures to allow turbines automated on/off controls to respond quickly.
- Temperature sensing and control for battery packs, heat sinks, etc.
- Not intended for fluid immersed applications

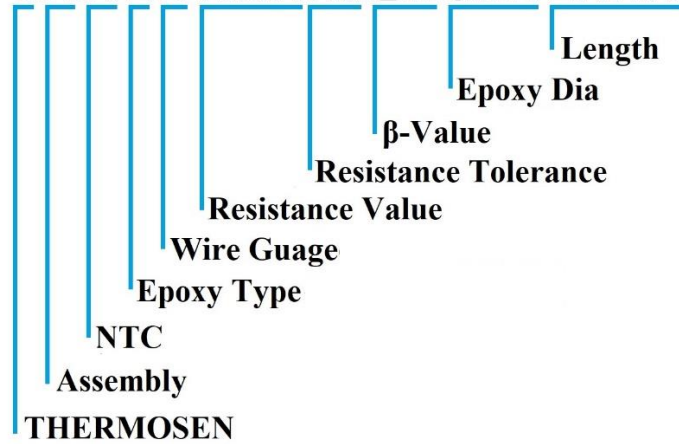
Part List:

❖ ORDERING NUMBER	R25 (kΩ)	R25-TOL (± %)	B25/85 (K)	B25/85-TOL (± %)	Curve Type (Refer R-T Chart)	DESCRIPTION
TANEB-102Rx BGDdxxLXXX	1	2,3,5	3550	2	G	NTC Thermistor 01KΩ B3550 Epoxy Encapsulated Lead Length 150mm to 1000mm
TANEB-102Rx BRDdxxLXXX	1	2,3,5	3995	1	R	NTC Thermistor 01KΩ B3995 Epoxy Encapsulated Lead Length 150mm to 1000mm
TANEB-202Rx BEDdxxLXXX	2	2, 3, 5	3540	1	E	NTC Thermistor 02KΩ B3540 Epoxy Encapsulated Lead Length 150mm to 1000mm
TANEB-302Rx BDDdxxLXXX	3	2, 3, 5	3977	1	D	NTC Thermistor 03KΩ B3977 Epoxy Encapsulated Lead Length 150mm to 1000mm
TANEB-472Rx BDDdxxLXXX	4.7	1,2, 3, 5	3977	1	D	NTC Thermistor 4.7KΩ B3977 Epoxy Encapsulated Lead Length 150mm to 1000mm
TANEB-502Rx B3DdxxLXXX	5	2, 3, 5	3274	1	3	NTC Thermistor 05KΩ B3274 Epoxy Encapsulated Lead Length 150mm to 1000mm
TANEB-502Rx BCDdxxLXXX	5	2, 3, 5	3435	1	C	NTC Thermistor 05KΩ B3435 Epoxy Encapsulated Lead Length 150mm to 1000mm
TANEB-502Rx BDDdxxLXXX	5	1,2, 3, 5	3977	1	D	NTC Thermistor 05KΩ B3977 Epoxy Encapsulated Lead Length 150mm to 1000mm
TANEB-103Rx BCDdxxLXXX	10	1,2, 3, 5	3435	1	D	NTC Thermistor 10 KΩ B3435 Epoxy Encapsulated Lead Length 150mm to 1000mm
TANEB-103Rx BUDdxxLXXX	10	2, 3, 5	3450	2	U	NTC Thermistor 10 KΩ B3450 Epoxy Encapsulated Lead Length 150mm to 1000mm
TANEB-103Rx BADdxxLXXX	10	1,2, 3, 5	3650	2	A	NTC Thermistor 10KΩ B3650 Epoxy Encapsulated Lead Length 150mm to 1000mm
TANEB-103Rx BZDdxxLXXX	10	1,2, 3, 5	3790	2	Z	NTC Thermistor 10KΩ B3790 Epoxy Encapsulated Lead Length 150mm to 1000mm
TANEB-103Rx BJDdxxLXXX	10	1,2, 3, 5	3950	1	J	NTC Thermistor 10KΩ B3950 Epoxy Encapsulated Lead Length 150mm to 1000mm
TANEB-103Rx BDDdxxLXXX	10	1,2, 3, 5	3977	1	D	NTC Thermistor 10 KΩ B3977 Epoxy Encapsulated Lead Length 150mm to 1000mm
TANEB-103Rx BVDdxxLXXX	10	2, 3, 5	4150	2	2	NTC Thermistor 10KΩ B4150 Epoxy Encapsulated Lead Length 150mm to 1000mm
TANEB-153Rx BJDdxxLXXX	15	1,2, 3, 5	3950	1	J	NTC Thermistor 15KΩ B3950 Epoxy Encapsulated Lead Length 150mm to 1000mm
TANEB-203Rx BUDdxxLXXX	20	2, 3, 5	3450	2	U	NTC Thermistor 20KΩ B3450 Epoxy Encapsulated Lead Length 150mm to 1000mm
TANEB-203Rx BJDdxxLXXX	20	2, 3, 5	3950	2	J	NTC Thermistor 20KΩ B3950 Epoxy Encapsulated Lead Length 150mm to 1000mm
TANEB-503Rx BJDdxxLXXX	50	2, 3, 5	3950	2	J	NTC Thermistor 50KΩ B3950 Epoxy Encapsulated Lead Length 150mm to 1000mm
TANEB-104Rx BJDdxxLXXX	100	2, 3, 5	3950	2	J	NTC Thermistor 100KΩ B3950 Epoxy Encapsulated Lead Length 150mm to 1000mm
TANEB-104Rx BXDdxxLXXX	100	2, 3, 5	4060	2	X	NTC Thermistor 100KΩ B4060 Epoxy Encapsulated Lead Length 150mm to 1000mm
TANEB-104Rx BFDdxxLXXX	100	1,2, 3, 5	4252	1	F	NTC Thermistor 100KΩ B4252 Epoxy Encapsulated Lead Length 150mm to 1000mm

- ❖ Rx- Resistance Tolerance to be selected from the tolerance chart. (D for 0.5%)
- ❖ LXXX-wire length, (101 =100mm,102=1000mm)
- ❖ dxx-Epoxy dia. Range (d35: 3mm-5mm, d46: 4mm-6mm, d57: 5mm-7mm)

Part Number System:

TANEBXXXRxBxdxxLXXX



LXXX : Length (Eg: **L100** for 10mm(10×10^0), **L101** for 100mm(10×10^1))


dxx : Epoxy dia. range (Eg: d35 for epoxy dia. range from 3 mm to 5 mm
d46 for epoxy dia. range from 4 mm to 6 mm
d57 for epoxy dia. range from 5 mm to 7 mm)

Bx : β-Value (Eg: BA-3645, BB-3802, BC-3435, BD-3977, etc.)
Refer part list for more details

Rx : Resistance Tolerance (Eg: R1 for 1%, R2 for 2%, etc.)
Refer part list for more details

XXX : Resistance Value (Eg: **103** for 10kΩ (10×10^3), **104** for 100kΩ (10×10^4))

Wire Gauge (A-22AWG, B-24AWG, C-26AWG, D-28AWG, E-30AWG)



THERMOSEN

CUSTOM DESIGN & SUPPORT:

- Other resistance curve & tolerance are available on request
- End wire stripped and Tinned or with connector assembly.
- Part can be supplied with customised connectors

PACKING:

- Bulk layer packing
- 100 in poly bag
- Custom packing solution will be provided.

Consult Thermosen Technologies Pvt. Ltd. for custom product requirement